




# Classroom Activity Guide

## Find Your Future



# Creative Career Exploration Starts Here

It's full STEAM ahead in classrooms everywhere! The *Find Your Future* series starts with high-interest STEAM career profiles and reader-friendly sidebar features. But it's the creative twist that sets this series apart from others in the genre and makes the books ideal for use in the classroom. *Find Your Future* titles integrate three 21st century skill-building activities into each chapter to spark curiosity and encourage independent research.

To get started, students choose a chapter of interest in one of the *Find Your Future* (either assigned by the teacher or chosen according to personal interests). The following activities engage students in an active pursuit of additional information and deeper understanding of the featured STEAM career.



## Surf the 'Net

Students use search terms shown in bold-face in the Surf the 'Net section of each chapter to seek out information related to the chapter's topic. There is space provided on the Find Your Future handout for students to share three facts discovered during the independent (and well-supervised!) research process.



## Explore Some More

This element prompts Informal exploration of topic-centric websites and online games. There is space for students to describe their online experience in the Find Your Future handout.



## Ask Big Questions


Readers encounter a question related to the featured career and are encouraged to complete various types of projects as a means of answering the question and sharing their thoughts with others. With strong "show and tell" potential, this activity can be used as a starting point for career day presentations and career exploration reports.

There is space for students to reflect on their answers to these thought-provoking queries in the Find Your Future handout.

## Reading Comprehension Check-Up

A simple matching activity is found at the end of each book to reinforce what readers have learned about the various careers featured in each book. Instructions ask students to match job descriptions with the corresponding job title. Readers can rely on information found in each chapter as well as in glossary definitions to determine the correct answers.

The following handouts include activities associated with each of the five *Find Your Future* titles.



## Reading Level

Reading Level	Grade Reading Level	Grade Level Equivalent	Interest Level by Grade
Find Your Future in <b>Science</b>	U	5	4 – 12
Find Your Future in <b>Technology</b>	V	5	4 – 12
Find Your Future in <b>Engineering</b>	T	5	4 – 12
Find Your Future in <b>Art</b>	T	5	4 – 12
Find Your Future in <b>Mathematics</b>	U	5	4 – 12

## Educational Description

STEAM series- science; earth and human activity, technology, engineering, art, math, Non- fiction narrative, high interest/low vocabulary (Hi-Lo), illustrations enhance meaning and tone, comprehension strategies: main idea and details, ask and answer questions, research prompts: surf, explore, and ask big questions, text to text, text to self and text to world connections. Informational text features: headings, side text, photographs, captions, glossary, review, index, About the Author.

## Common Core State Standards Learning Strands

**Writing** (Grade 4): 1, 1a, 1b, 2, 2b, 2d, 7, 8, 9, 10

**Speaking & Listening** (Grade 4): 1, 1a, 1c, 1d, 4

**Language** (Grade 4): 3, 3a, 4, 4a, 4c, 5, 6

**Reading: Informational Text** (Grade 4): 1, 2, 3, 4, 5, 6, 7, 8, 9, 10

## More Creative Career Exploration Resources

*Get a Job* titles offer a fictional hook by way of a character named Jeremiah Oliver Baumgartner (that's Job, for short) who provides some comic relief while introducing readers to career opportunities within familiar community places.



*Choose A Career Adventure* provides “you are there” vignettes that let readers imagine themselves doing some of the coolest careers in some of America’s coolest places.



## Answer Keys:

*Find Your Future in . . .*

**Science** 1-H; 2-G; 3-D- 4-A; 5-B; 6-C; 7-E; 8-F.

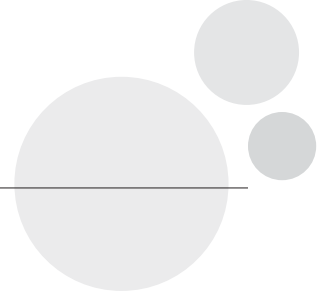
**Technology** 1-E; 2-B; 3-G; 4-D; 5-H; 6-F; 7-C; 8-A.

**Engineering** 1-F; 2-E; 3-B; 4-C; 5-D; 6-A; 7-H; 8-G.

**Art** 1-D; 2-H; 3-B; 4-A; 5-F; 6-C; 7-E; 8-G.

**Mathematics** 1-H; 2-B; 3-A; 4-G; 5-D; 6-C; 7-F; 8-E.

\_\_\_\_\_  
*Name*



Which art career did you explore? \_\_\_\_\_



What Internet search terms did you use? \_\_\_\_\_

\_\_\_\_\_

What three facts did you discover about this topic?

1 \_\_\_\_\_

2 \_\_\_\_\_

3 \_\_\_\_\_



What website did you visit? \_\_\_\_\_

\_\_\_\_\_

\_\_\_\_\_

What did you do and discover online? \_\_\_\_\_

\_\_\_\_\_

\_\_\_\_\_



What was your big question? \_\_\_\_\_

\_\_\_\_\_

How did you answer the question? \_\_\_\_\_

\_\_\_\_\_

\_\_\_\_\_



*Let's review some of the amazing career ideas you discovered in the book Find Your Future in Art.*

**Can you match the following job descriptions with the correct job title?**

- |                           |       |  |
|---------------------------|-------|--|
| <b>A</b> Architect        | ___ 1 | Decides what to put on a cereal box                                      |
| <b>B</b> Cartoonist       | ___ 2 | Uses words to tell stories in commercials                                |
| <b>C</b> Fashion designer | ___ 3 | Uses computer software to animate illustrations                          |
| <b>D</b> Graphic designer | ___ 4 | Helps keep people safe inside buildings                                  |
| <b>E</b> Museum curator   | ___ 5 | Designs a car that runs on garbage                                       |
| <b>F</b> Product designer | ___ 6 | Creates costumes for movies  |
| <b>G</b> Set designer     | ___ 7 | Works with lots of ancient artifacts and treasures                       |
| <b>H</b> Writer           | ___ 8 | Decides what buildings and props are needed for a theatrical performance |



**EXTRA CREDIT!**

**Pick three words from the glossary and use them in sentences.**

1 \_\_\_\_\_

\_\_\_\_\_

2 \_\_\_\_\_

\_\_\_\_\_

3 \_\_\_\_\_

\_\_\_\_\_